

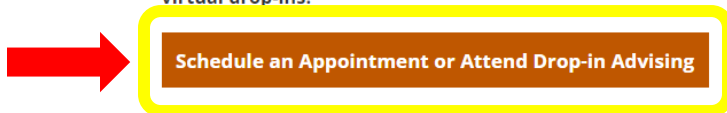
How to Check-In for Engineering Student Services Virtual Drop-Ins in Navigate

We strongly recommend you check-in for virtual drop-ins on your computer (not your phone) so as to optimize your virtual advising experience

Step 1: Access the Navigate Platform

You can easily access Navigate from the ENGR Direct Advising page, where you will click on the “Schedule an Appointment or Attend Drop-In Advising” button. Please note, ESS only offers drop-in advising on Tuesdays – appointments must be scheduled for Mondays, Wednesdays, Thursdays, and Fridays.

Engineering Student Services offers academic advising 8:30 AM – 4:00 PM Mondays, Wednesdays, Thursdays, and Fridays via appointment, and drop-in advising on Tuesdays. Please click the link below to schedule an appointment or check-in for virtual drop-ins.



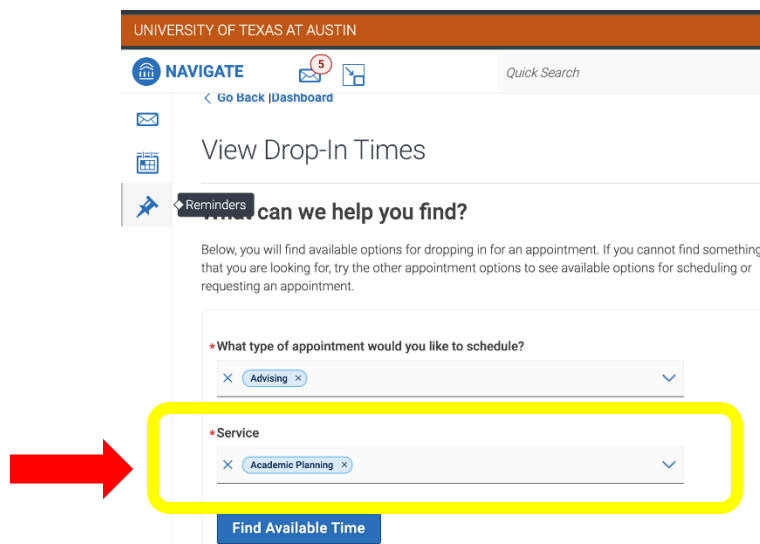
Step 2: View Drop-in Times

Start the process to view drop-in times by selecting the “Schedule an Appointment” button in the upper right corner of your screen, then select the “View Drop-In Times” option in the upper right corner of the next page.



Step 3: Choose Your Advising Service

Once you have selected “View Stop-In Times” you will need to select the service for which you want to meet with an advisor from the drop-down menu. Then you will click “Find Available Time” to see which locations are available for drop-in advising for that specific service.



Step 4: Select Your Advising Location and Your Advisor (or First Available)

You will be able to select a specific location for your drop-in advising or filter for specific advisors. If your specific advisor has current drop-in availability, you can select “Drop-In Online” under their name to check-in for that specific advisor. If you want to meet with the first available advisor, you should click the “Check-In with First Available” button at the top of the screen.

UNIVERSITY OF TEXAS AT AUSTIN

NAVIGATE Quick Search

View Drop-In Times

All Filters Start Over

What type of appointment would you like to schedule?

Advising

Service

Academic Planning

Staff

Search by name

Location

Search by name

Course

Select course

Biomedical Engineering

Engineering Student Services (ESS) Advising

Don't see anything that works for you?

Schedule an Appointment

There may be other locations that support scheduling Appointments.

Select your preferred location here

Filter for specific advisors or specific locations here

UNIVERSITY OF TEXAS AT AUSTIN

NAVIGATE Quick Search

View Drop-In Times

All Filters Start Over

Advising Academic Planning Engineering Student Services (ESS) Advising

What type of appointment would you like to schedule?

Advising

Service

Academic Planning

Staff

Search by name

Location

Engineering Student Services (ESS)

Course

Select course

Engineering Student Services (ESS) Advising

Check-in with first available

Ashley Moir

Tuesday

8:30 AM - 12:00 PM

January 24, 2022 - June 3, 2022

Meeting Types: In-Person and Virtual

Thank you for scheduling an appointment with Ashley in Engineering Student Services.

If you selected the virtual appointment option, your meeting will take place via Zoom, and you can access the appointment via this link: <https://utexas.zoom.us/my/amoir>

If you selected the in-person option, your appointment will be in EER 2.848. I strongly recommend you wear a mask to your meeting, and if you are feeling sick, please reschedule your appointment to another date or time. If you want to change your in-person appointment to a virtual appointment, please call the ESS front desk at (512) 471-4321 at least 15 minutes prior to your appointment start time.

I look forward to seeing you soon!

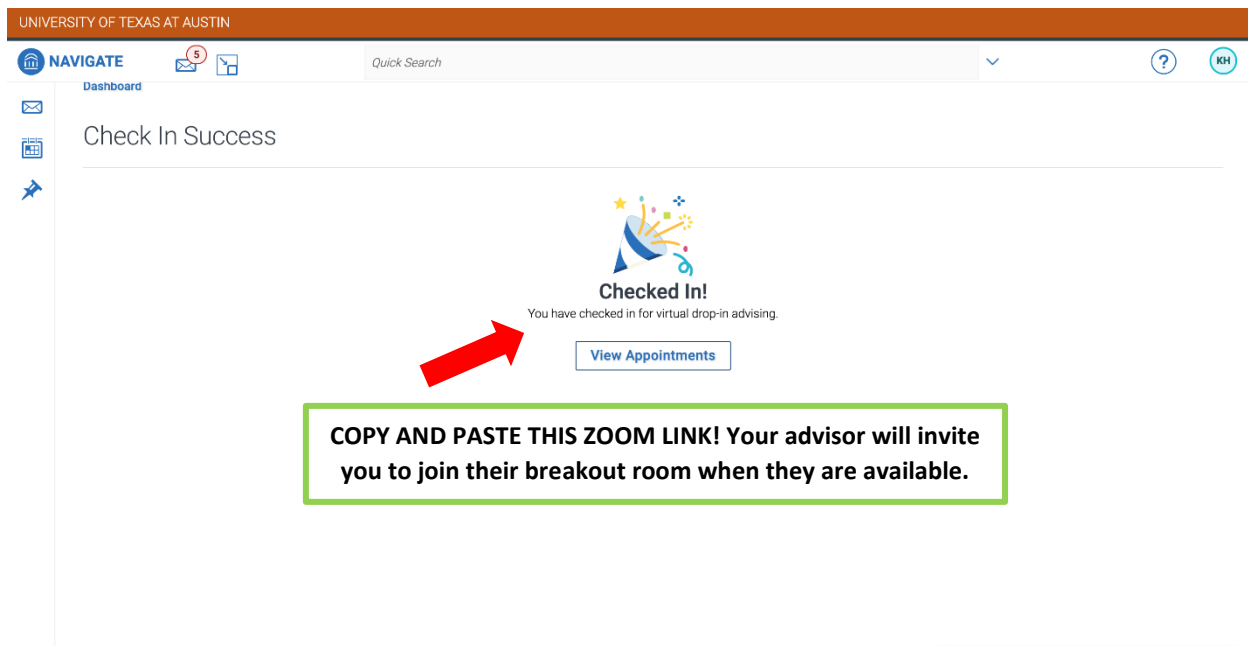
Drop-in Online

Check-in for first available advisor here

Check-in for specific advisor here

Step 5: Copy and Paste Zoom Link and Wait to Meet with Your Advisor

You've checked-in! Great! Copy and paste the Zoom link listed on the check-in page, sign in to Zoom with your UT EID, and wait for your advisor to invite you to their breakout room for your meeting.



UNIVERSITY OF TEXAS AT AUSTIN

NAVIGATE

Quick Search

Dashboard

Check In Success

Checked In!
You have checked in for virtual drop-in advising.

[View Appointments](#)

COPY AND PASTE THIS ZOOM LINK! Your advisor will invite you to join their breakout room when they are available.

FAQs and Troubleshooting

I already know my advisor's Zoom link – can I just show-up in their Zoom room and not check-in through the virtual kiosk on Navigate?

While we are so excited to meet with you, we ask that you **always** use the Navigate virtual kiosk to check-in for drop-in advising. Your advisor might not be available that time, so by checking-in on Navigate you will be able to see who is actually available. We also do not use personal Zoom links for drop-in advising, so you likely will not end up in the correct room unless you check-in using Navigate.

I checked-in on Navigate for First Available or a specific Advisor, but I am unable to join the Zoom link that is listed on the check-in page.

Make sure that you are signed in to your UT Austin Zoom account, which requires using your UT EID and password. If you are still having issues getting connected, please call ESS at (512) 471-4321 and ask for additional assistance.